

Front side

Sewing line

Product Information

Material Details



**Bag, Threads,
Elastic band
and Handles**

Made of
Woven PolyPropylene.
100% Recycled from
used rice bags.



**Plastic Rail
for attaching bag**
Made of hardened
PolyPropylene.



**Weight
Capacity**
8 KG



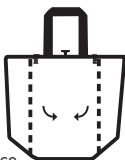
**Designed in
Copenhagen**

**Made in
Vietnam**

How to fold the Bikezac 2.0

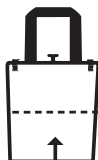
1.

Fold the
sides in.
Tuck corners
under hooks
to hold in place.



2.

Fold the
bottom half up.
Tuck underneath
hooks to hold in
place.



3.

Repeat step 2
and tuck
underneath hooks
for the bag to stay
compact.



Produced by
COBAGS
Copenhagen Bags

For

METZ



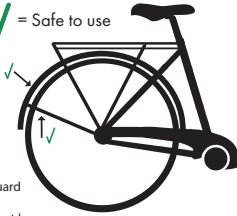
www.metz.dk

Back side

Sewing line

Safety Guide

✓ = Safe to use



Classic Mudguard
&
Mudguard support bar

✗ = Not safe to use



Missing Mudguard
&
Mudguard support bar

Only use the Bikezac 2.0 with a standard luggage rack and standard mudguard. Classic mudguard support bar is necessary for bag support.



Always fill the bag at least 50% up.

For more information on
Safety & Best Practice go to:
<https://copenhagenbags.com/pages/safety>

Patented by
COBAGS
Copenhagen Bags